

# Configure Samsung Android Phone for Hosted Mail

- Navigate to **Settings --> Accounts and backup (Figure 1)**:

**Figure 1**

# Settings




## Privacy

Permission usage • Permission manager




## Location

Location requests



## Safety and emergency

Medical info • Wireless emergency alerts



## Accounts and backup

Manage accounts • Smart Switch



## Google

Google services



## Advanced features

Android Auto • Labs • Bixby Routines



## Digital Wellbeing and parental controls

Screen time • App timers • Bedtime mode

- Select **Manage accounts** (**Figure 2**):

## Figure 2

## < Accounts and backup



Manage accounts

Google Drive

Back up data

Smart Switch

### Bring data from old device

Transfer data from an old phone or tablet including pictures, contacts, apps, and messages.

### External storage transfer

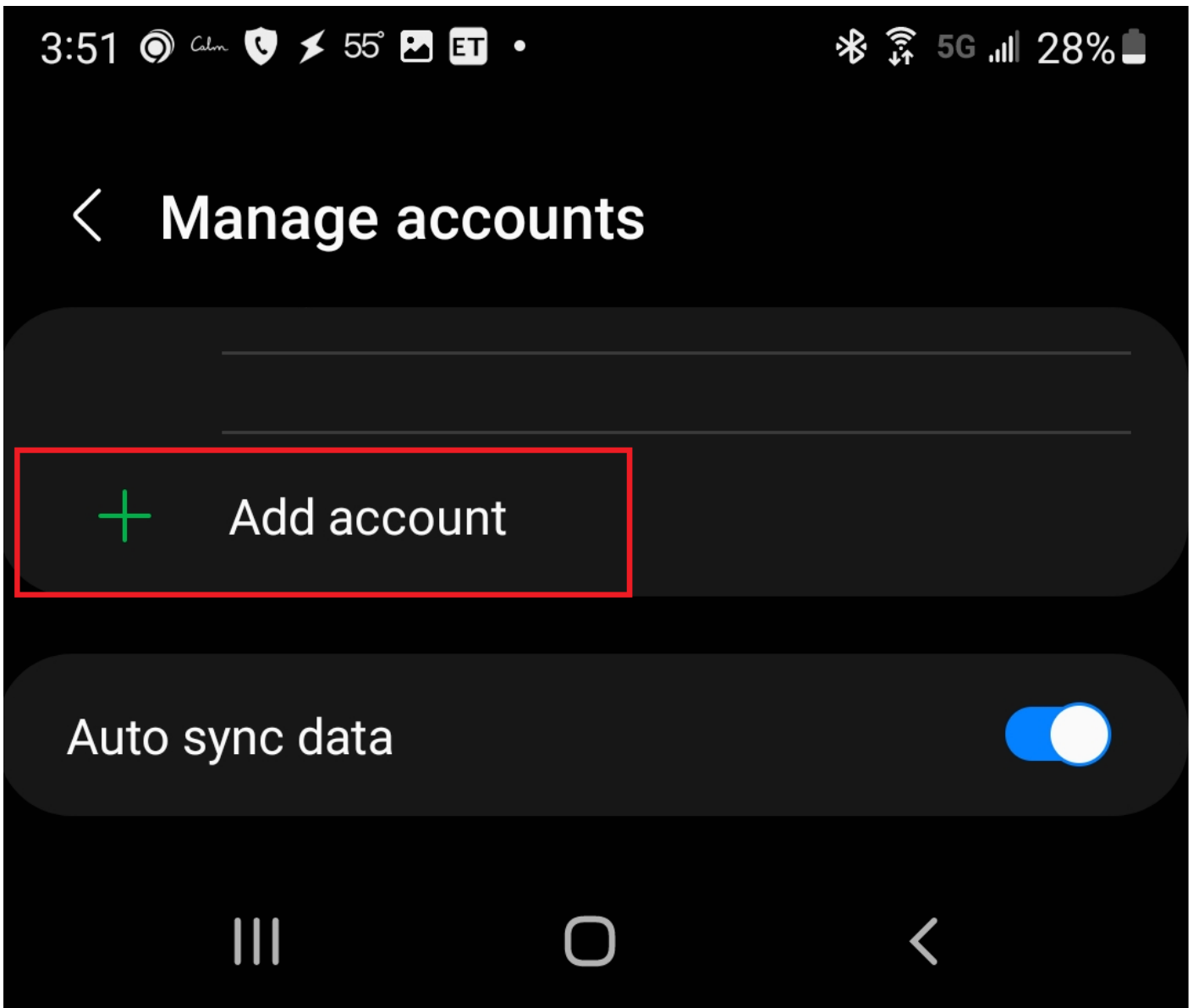
Back up your data to an SD card or USB storage device, or restore backup data using Smart Switch.

## Looking for something else?

Reset

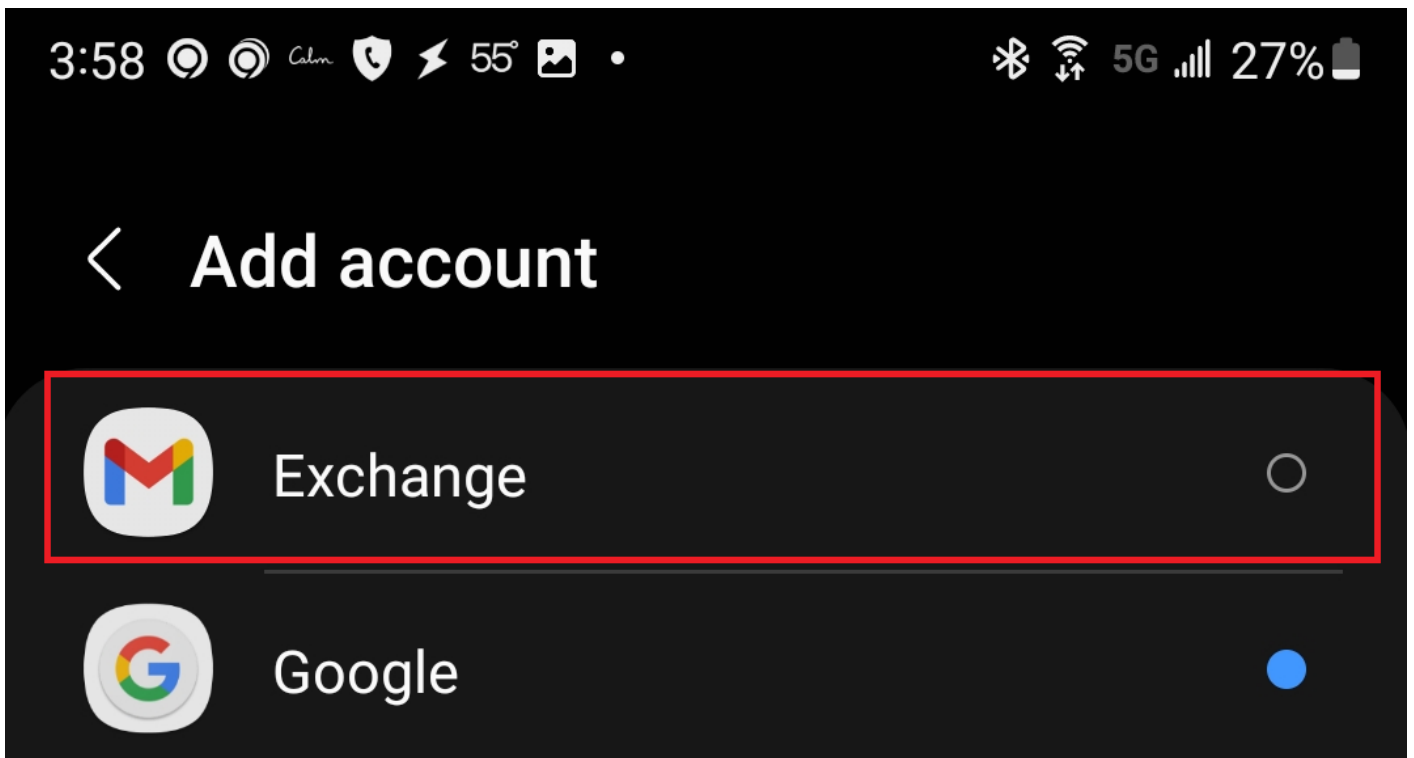
- Select **Add account** (Figure 3):

Figure 3



- Select **Exchange** (Figure 4):

Figure 4



- Enter your email address in the **Email** field (substitute the [jsmoe@deeztek.net](mailto:jsmoe@deeztek.net) with your e-mail address, and then select **Set up manually**. (Figure 5):

**Figure 5**



# Enter your email address

Email

jsmoe@deeztek.net

Set up manually

Next

- Enter your password in the **Password** field, enter **mail.hosting.deeztek.com** in the **Server** field, leave the **Port** field set to **443** , leave **Security type** set to **SSL/TLS** and select **Next** (**Figure 6**):

**Figure 6**

# Email setup

## ACCOUNT INFO

---

Email  
jsmoe@deeztek.net

Password  
••••••••••



Client certificate  
None

SELECT

## SERVER SETTINGS

---

Domain\Username  
jsmoe@deeztek.net

Server  
mail.hosting.deeztek.com

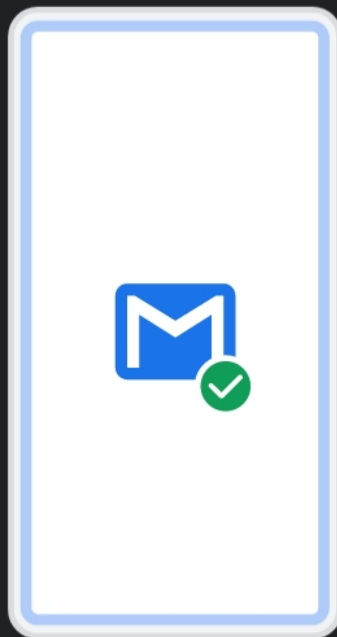


- If you typed everything correctly, you should get the **Your Account is ready to go!** message. Select **Done** (**Figure 7**)

## **Figure 7**



Your account is ready to go!



---

Revision #4

Created 10 February 2022 20:43:10 by Dino Edwards

Updated 10 February 2022 21:24:07 by Dino Edwards