

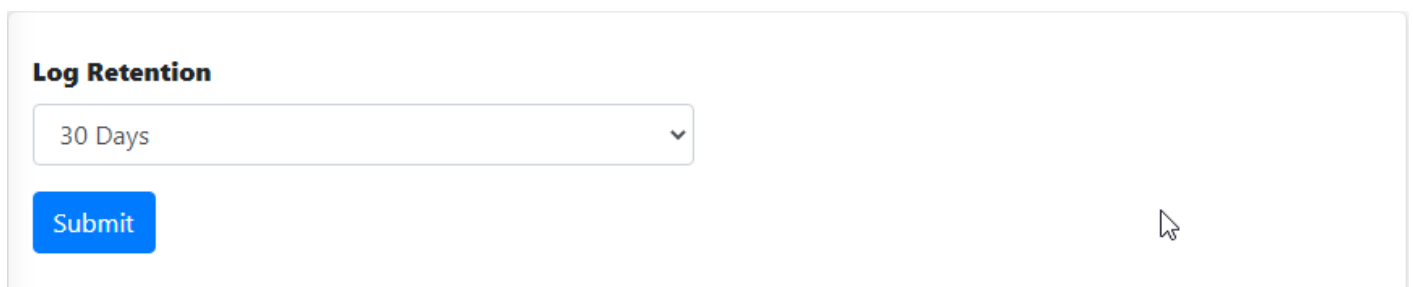
System Logs

System Logs allows you to set the Log Retention period, fetch system logs by date range/time and search.

Log Retention

By default Hermes SEG stores logs up to **30 days** before automatically purging older entries. This setting can be adjusted by selecting **30 Days, 60 Days, 90 Days, 120 Days or 180 Days** intervals and clicking the the **Submit** button (**Figure 1**)

Figure 1



The screenshot shows a web interface for configuring log retention. At the top, the text "Log Retention" is displayed in bold. Below this is a dropdown menu with "30 Days" selected and a downward arrow on the right. Underneath the dropdown is a blue button with the text "Submit". A mouse cursor is visible on the right side of the form area.

Fetch Logs by Date Range/Time


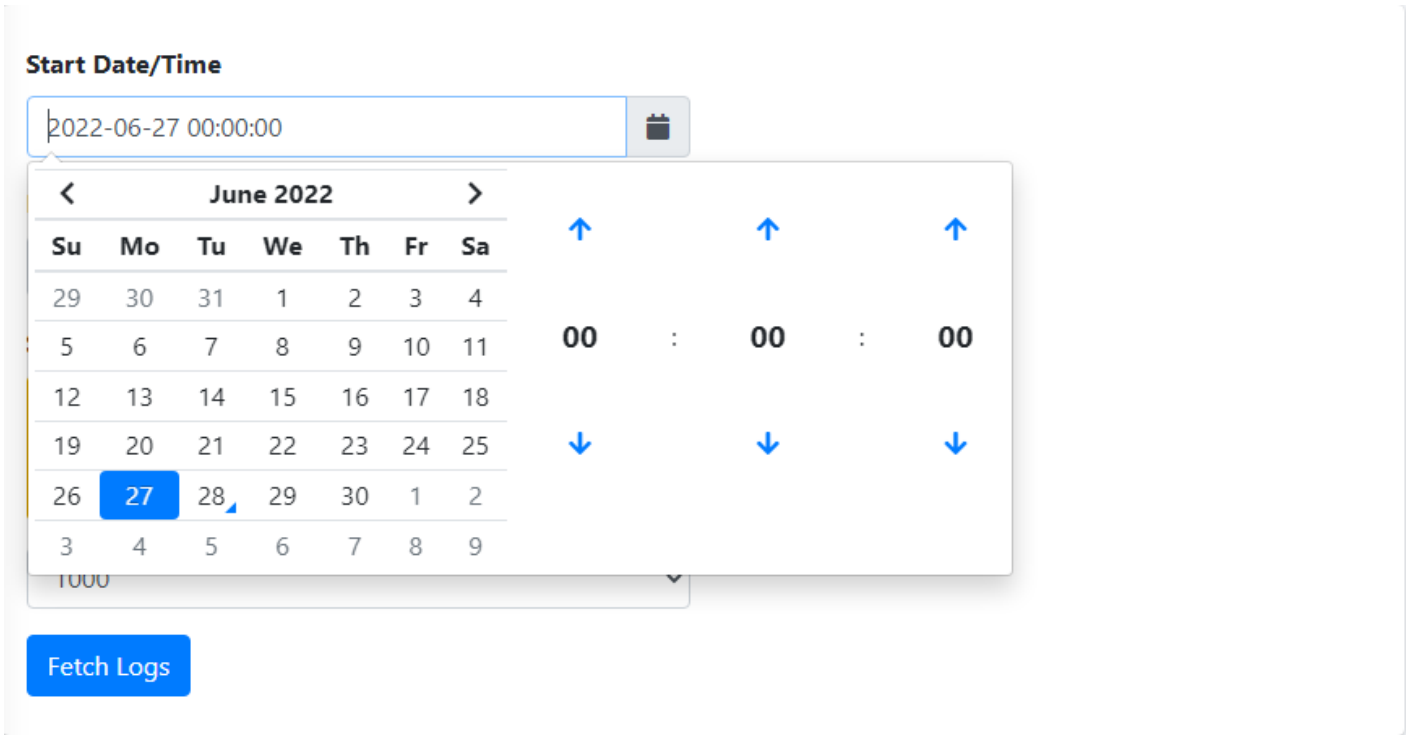
Click the  icon on the or manually enter date/time in the format **yyyy-mm-dd hh:mm:ss** in **Start Date/Time** and the **End Date/Time** fields to select a Date/Time range and click the Fetch Logs button to search for logs matching your criteria (**Figure 2**).

Figure 2



Search Logs

Enter a search term in the **Search** field and the system will automatically filter logs matching the term you entered. You can enter multiple search terms separated by a space (**Figure 3**).

Figure 3



Revision #4

Created 2020-11-23 11:19:04 UTC by Dino Edwards

Updated 2022-06-28 17:05:17 UTC by Dino Edwards