

Message Rules

NOTE: This feature is only available with Hermes SEG Pro License.

NOTE: This section requires any saved changes to be applied by clicking the Apply Settings button on the bottom of the page.

Message Rules are useful in fine tuning the Hermes SEG Spam Filter when the Custom Spam Filter Tests, Sender Checks Bypass, IP & Network Override or Bayes Database training are not sufficient. Message Rules allow you to write completely custom message Regular Expression (Regex) rules to look for strings in the Body or the Headers of messages and assigning positive or negative scores based on them. A sufficiently high positive score will ensure the message is tagged as Spam and a sufficiently low negative score will ensure the message is NOT tagged as Spam. Ensure that you refer to the **Content Checks --> SVF Policies** in order to determine what scores to assign to ensure Spam or No Spam tagging.

Note that assigning a score of 0 will effectively disable a rule.

The following rule types can be created:

- **Body** - Searches the body of a message for a string
- **Header** - Searches any message header for a string
- **URI** - Searches for text strings in URIs of plain or HTML sections of messages
- **Rawbody** - Searches the body of a message looking for HTML tags or HTML comments

Hermes SEG comes pre-configured with Message Rule templates for every Message Rule type. These pre-configured rules have a score of 0 assigned to them thus rendering them disabled. Best way to start is by copying one of the pre-configured Message Rules and customizing to your needs. A good resource for testing Regular Expressions is the [RegularExpressions101](https://www.regular-expressions.info/) website.

Message Body, URI or Rawbody Rule

1. Under the **Rule Type** field select either **Message Body Rule, URI Rule or Message Rawbody Rule**.
2. Under the **Rule Name** field, enter a name for this rule ensuring that you only use letters, numbers, dashes and underlines only.
3. Under the **Rule Description** field, enter a description for the rule.
4. Under the **Rule Regex** field, enter the Regular Expression for this rule.

- Under the **Spam Score** field, enter a positive or negative numeric value to assign to the message if the rule matches.
- Click the **Add Rule** button (**Figure 1**).

Figure 1

Message Rules

Add Message Rule

Rule Type

- Message Body Rule** (Search body of messages for matches)
- Message Header Rule** (Search message header for matches. Ex: Subject, To, From)
- URI Rule** (Search for URI in the plain text or HTML section of messages)
- Message Rawbody Rule** (Search body of messages for HTML tags or HTML comments or line-break patterns)

Rule Name (Letters numbers, dashes and underlines only. No spaces are allowed)

Rule Description

Message Header (Letters numbers, dashes and underlines only. No spaces are allowed. Use ALL to match any header)

Rule Regex

Spam Score (Numeric value only. A score of 0 effectively disables rule)

Add Rule

- As you add rules, they will appear under the **Existing Message Rules** section (**Figure 2**).

Figure 2

Existing Message Rules

Name	Description	Type	Header	Regex	Score	Edit	Delete
example_body_rule_caseinsensitive	Example Body Rule Case Insensitive	body	N/A	/\btest\b/i	0		
example_body_rule_caseinsensitive2	Example Body Rule Case Insensitive	body	N/A	/\btest\b/i	-5		
example_body_rule_casesensitive	Example Body Rule Case Sensitive	body	N/A	/\btest\b/	0		
example_from_header_rule	Example From Header Rule	header	From	~/test.com/i	0		
example_rawbody_rule	Example Rawbody Rule	rawbody	N/A	^<!-- created with spamware 1.0 -->	0		
example_subject_header_rule	Example Subject Header Rule	header	Subject	~/\btest\b/i	0		
example_uri_rule_order_viagra	Example URI Rule Match Order Viagra URL in messages	uri	N/A	/www.example.com/OrderViagra/	0		

- Add as many rules as needed. When finished, click on the **Apply Settings** button at the bottom of the page to apply the rules (**Figure 3**).

Figure 3

Apply Settings

Message Header Rule

1. Under the **Rule Type** field select **Message Header Rule**. Note, that selecting the Message Header Rule type, will enable the Message Header field below.
2. Under the **Rule Name** field, enter a name for this rule ensuring that you only use letters, numbers, dashes and underlines only.
3. Under the **Rule Description** field, enter a description for the rule.
4. Under the **Message Header** field enter the message header you wish this rule to search (subject, from, to, return-path etc.). It can be any legitimate header of a message.
5. Under the **Rule Regex** field, enter the Regular Expression for this rule.
6. Under the **Spam Score** field, enter a positive or negative numeric value to assign to the message if the rule matches.
7. Click the **Add Rule** button (**Figure 3**).

Figure 3

Message Rules

Add Message Rule

Rule Type

- Message Body Rule (Search body of messages for matches)
- Message Header Rule (Search message header for matches. Ex: Subject, To, From)
- URI Rule (Search for URI in the plain text or HTML section of messages)
- Message Rawbody Rule (Search body of messages for HTML tags or HTML comments or line-break patterns)

Rule Name (Letters numbers, dashes and underlines only. No spaces are allowed)

example_subject_header_rule

Rule Description

Example Subject Header Rule

Message Header (Letters numbers, dashes and underlines only. No spaces are allowed. Use ALL to match any header)

subject

Rule Regex

~ /bttest\b/i

Spam Score (Numeric value only. A score of 0 effectively disables rule)















-5

Add Rule

7. As you add rules, they will appear under the **Existing Message Rules** section (**Figure 4**).

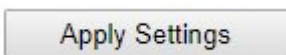
Figure 4

Existing Message Rules

Name	Description	Type	Header	Regex	Score	Edit	Delete
example_body_rule_caseinsensitive	Example Body Rule Case Insensitive	body	N/A	^btest\b/i	0		
example_body_rule_caseinsensitive2	Example Body Rule Case Insensitive	body	N/A	^btest\b/i	-5		
example_body_rule_casesensitive	Example Body Rule Case Sensitive	body	N/A	^btest\b/	0		
example_from_header_rule	Example From Header Rule	header	From	~/testf.com/i	0		
example_rawbody_rule	Example Rawbody Rule	rawbody	N/A	^<!-- created with spamware 1.0 -->	0		
example_subject_header_rule	Example Subject Header Rule	header	Subject	~/btest\b/i	0		
example_uri_rule_order_viagra	Example URI Rule Match Order Viagra URL in messages	uri	N/A	/wwwf.examplef.comfOrderViagraf/	0		

7. Add as many rules as needed. When finished, click on the **Apply Settings** button at the bottom of the page to apply the rules (**Figure 5**).

Figure 5



Revision #1

Created 2021-01-02 14:41:57 UTC by Dino Edwards

Updated 2023-05-20 22:22:35 UTC by Dino Edwards